

Installation Photos

Parker Video Intercoms equipment is engineered to be easy and intuitive to install. Equipment is manufactured with durable steel casings to meet the demanding requirements of today's parking terminal environments. Below are a few examples.

Example 05-141 Video Brain Installations


TIBA POF



3M POF



Amano Exit



WPS Integration to PVD Display




Mounting the 05-211 Video Display




Standard 3" – 30 Degree Mounting Arm



1" – 15 Degree Mounting Arm



7" Straight Mounting Arm



Reverse Offset Mounting Arm

Example Installations of the 05-211 Video Display

Side Mount



Top Mount



Side Mount



POF Top Mount



Rear Offset Side Mount



All-in-one Pedestal Mount



Side Mount



Alternative Top Mount



On Pedestal



Side Mount

